



Lasikaide

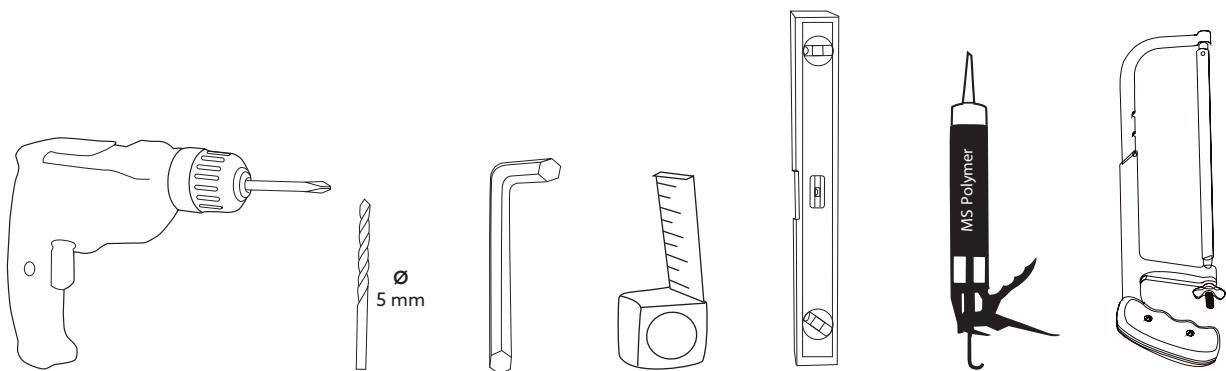
Alumiini

Sisällysluettelo


Ennen asentamista	2
Työkalut	2
Komponentit	3-4
Piirustus	4-5
Nelikulmaisten tolppien asennus	6-7
Pyöreiden tolppien asennus	8-9
Hoito-ohjeet	10

Ennen asentamista


- Lue koko asennusohje ennen asennuksen aloittamista! Jos ohjeita ei noudateta, tuote ei välttämättä toimi optimaalisesti, eikä takuu ole voimassa.
- Willab Garden pidättää itsellään oikeuden muutoksiin materiaalissa, rakenteessa ja muotoilussa.
- Tarkasta, että toimitus sisältää kaikki osat ja ettei mitään ole vaurioitunut kuljetuksessa.
- Kiinnitysruuvit perustuksiin eivät sisälly! Kysy ammattilaiselta ohjeet oikeaa kiinnitystä varten.




Komponentit




8mm Laminoitu Lasi
100 x 90,5 cm
741070 / 741040
741079 / 741049



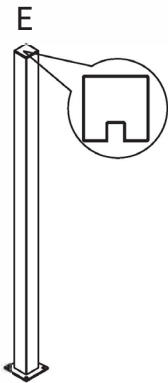
8mm Laminoitu Lasi
90 x 90,5 cm
741970 / 741940
741979 / 741949



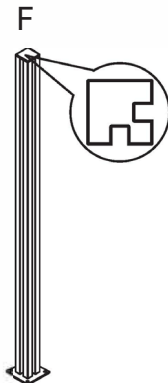
8mm Laminoitu Lasi
80 x 90,5 cm
741870 / 741840
741879 / 741849



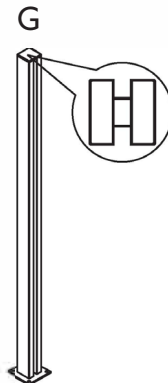
8mm Laminoitu Lasi
70 x 90,5 cm
741770 / 741740
741779 / 741749



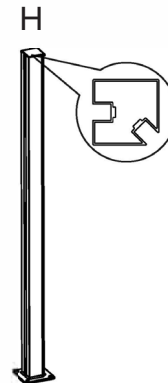
Päätytolppa
50 x 50 x 990 mm
742071 / 742041



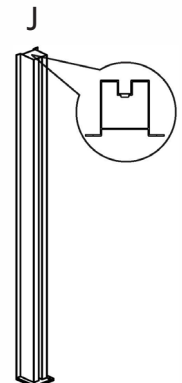
Kulmatolppa 90°
50 x 50 x 990 mm
742073 / 742043



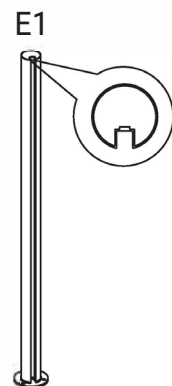
Keskitolppa
50 x 50 x 990 mm
742072 / 742042



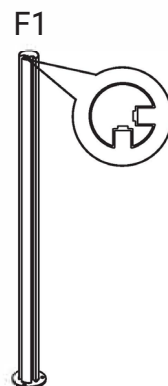
Kulmatolppa 45°
50 x 50 x 990 mm
742075 / 742045



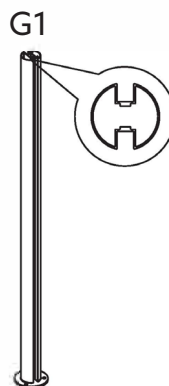
Tolppa seinää vasten
50 x 80 x 990 mm
742074 / 742044



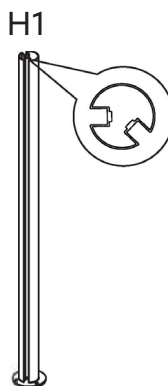
Päätytolppa
50 x 50 x 990 mm
744071 / 744041



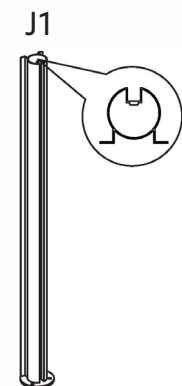
Kulmatolppa 90°
50 x 50 x 990 mm
744073 / 744043



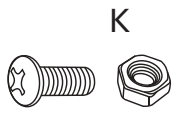
Keskitolppa
50 x 50 x 990 mm
744072 / 744042




Kulmatolppa 45°
50 x 50 x 990 mm
744075 / 744045



Tolppa seinää vasten
50 x 80 x 990 mm
744074 / 744044



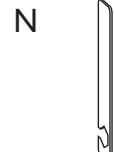
K
M4 x 10 mm
M4 Pultti



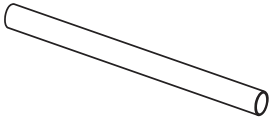
L
ST4 x 35 mm



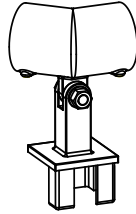
M
Ø4.2 mm



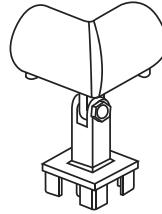
N
Avain



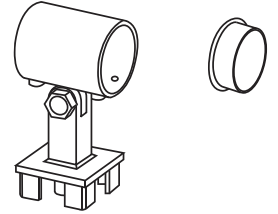
Räcke Längd 101 cm
743071 / 743041 / 743081



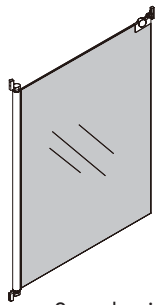
Pidike 45° asteen
kulmatolppaan
743077 / 743047




Kulmapidike käsijohteeseen
743076 / 743046



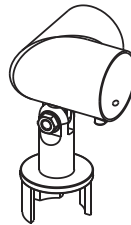
Suora pidike päätykannella
743075 / 743045



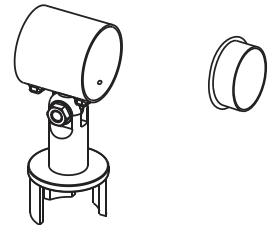
8mm laminoitu lasi
900 x 905 mm
741140 / 741170
741149 / 741179



Pidike 45° asteen
kulmatolppaan
745077 / 745047

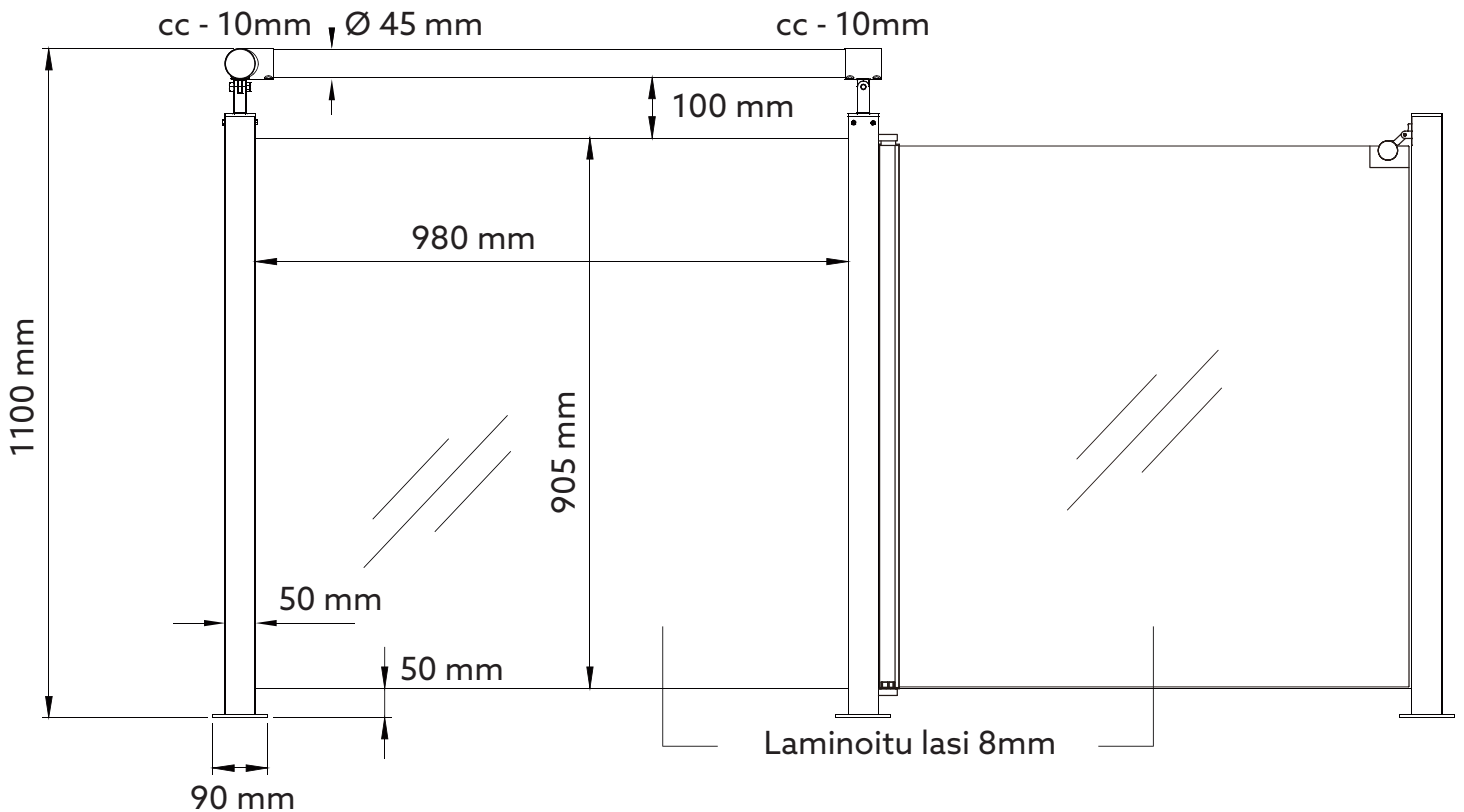


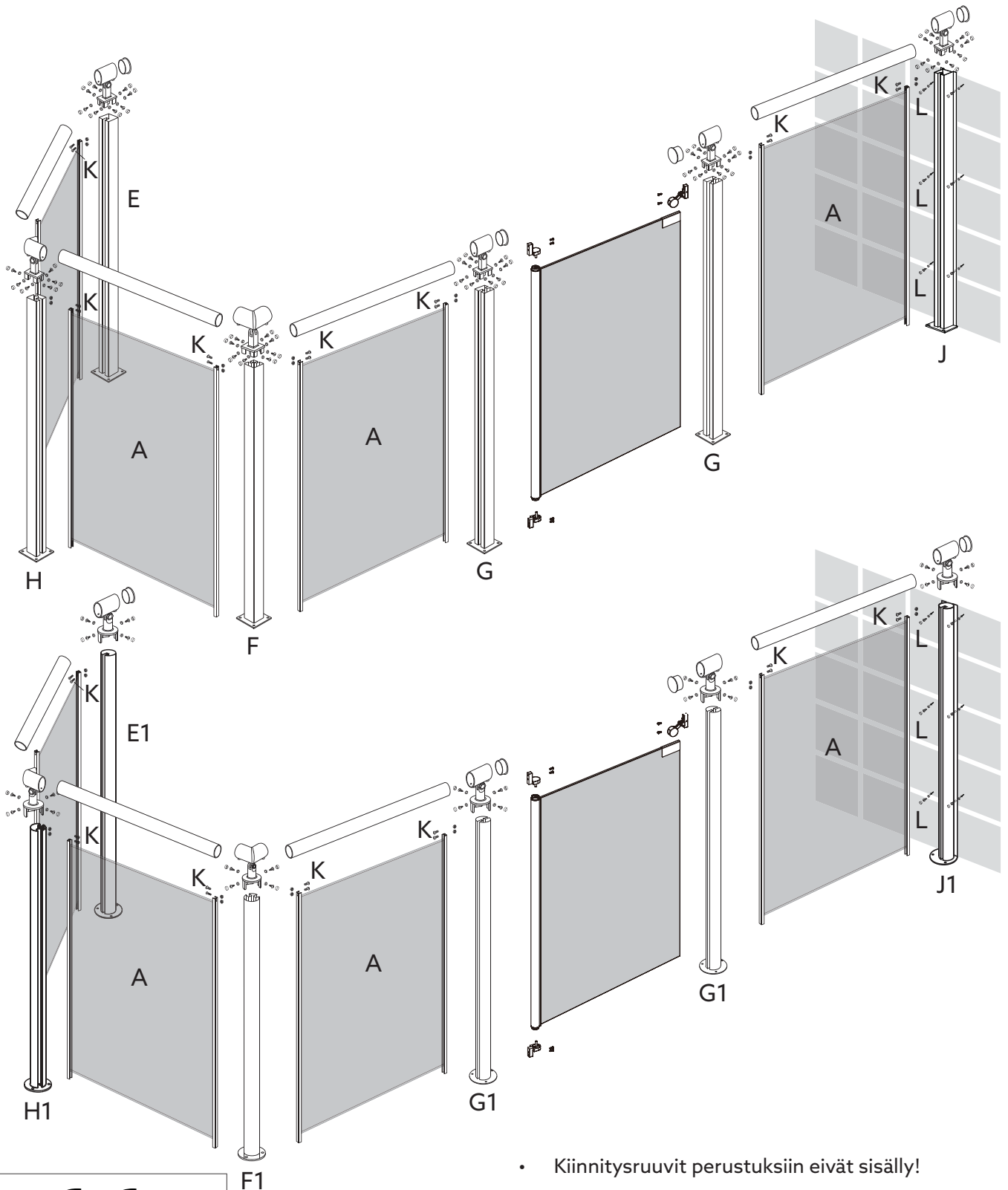
Kulmapidike käsijohteeseen
745076 / 745046



Suora pidike päätykannella
745075 / 745045

- Lasikaiteen käsijohde on katkaistava cc -10 mm:n päästä tolpasta.





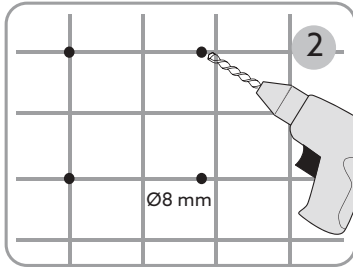
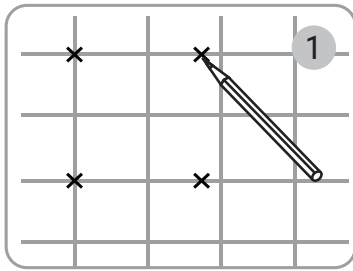
• Kiinnitysruuvit perustuksiin eivät sisälly!

CE	
<small>GUANGZHOU HUAFENG SAFETY GLASS CO., LTD NO. 68, BIG BRIDGE STREET, XILANG, LIWAN DISTRICT, GUANGZHOU P.R. CHINA</small>	
14	
<small>EN 14449 Laminated glass, intended to be used in buildings and shower enclosure</small>	
Characteristics	
Resistance to fire	: NPD
Reaction to fire	: A1
External fire performance	: NPD
Bullet resistance	: NPD
Explosion resistance	: NPD
Burglar resistance	: NPD
Pendulum body impact resistance	: EN 12600 1(B)1
Resistance against sudden temperature changes and temperature differentials	: NPD
Wind, snow, permanent and imposed load resistance	: NPD
Direct airborne sound insulation	: NPD
Thermal properties	: NPD
Radiation properties(c1)	: NPD
- Light transmission and reflection	
- Solar energy characteristics	
Declaration of Performance No.	: 001-CPR-201406

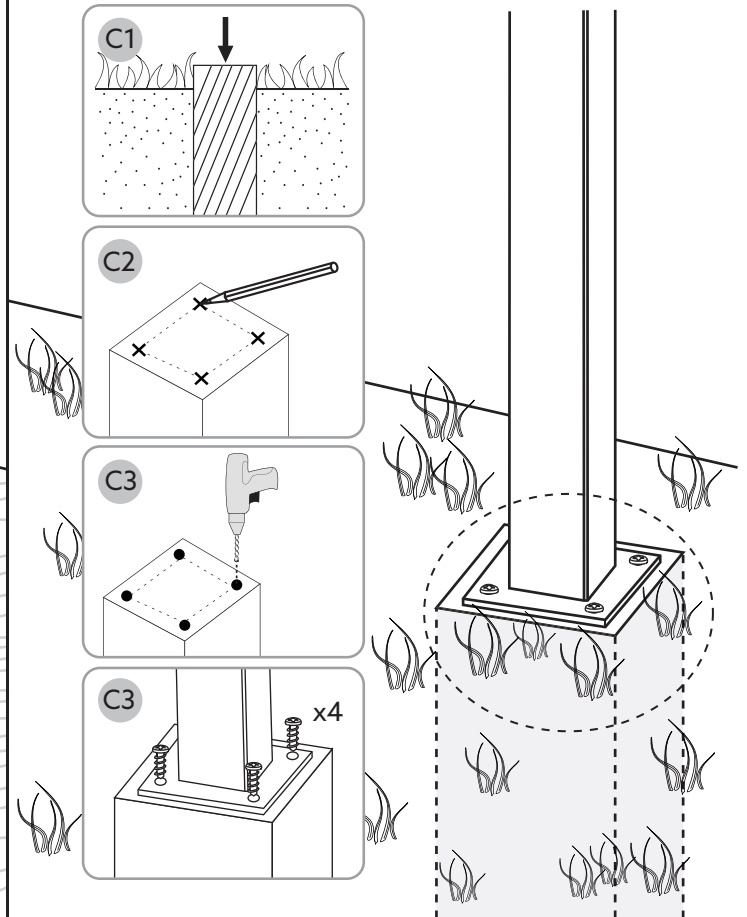
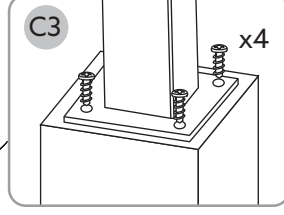
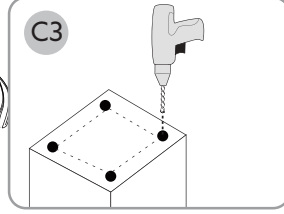
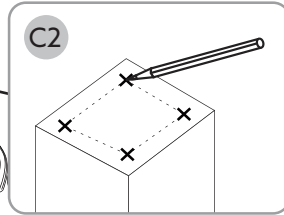
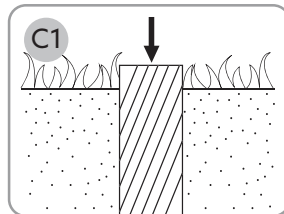
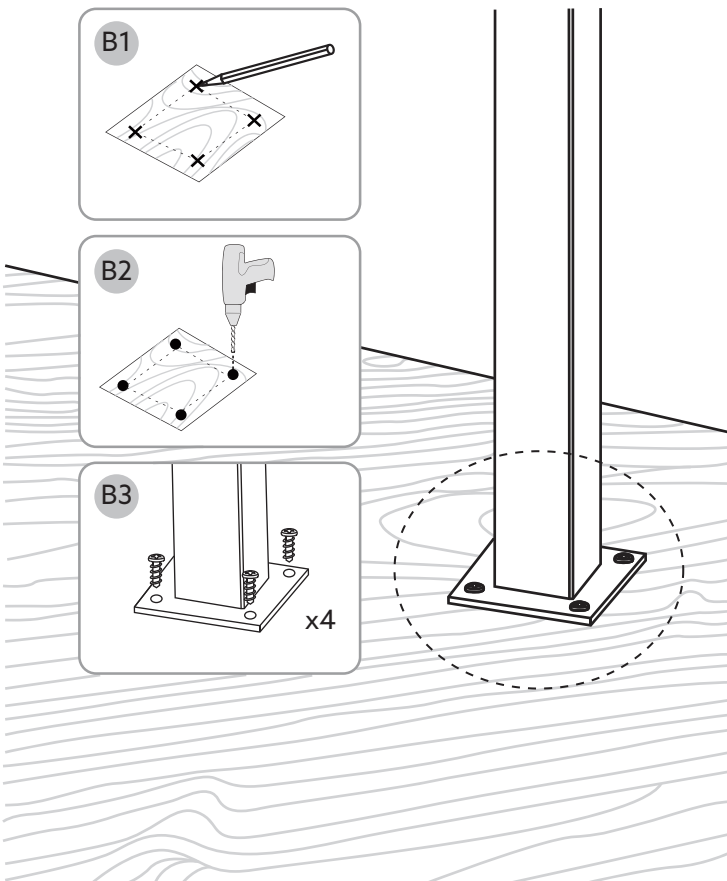
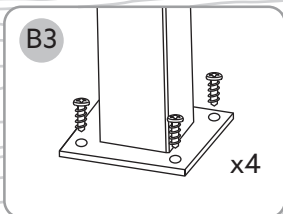
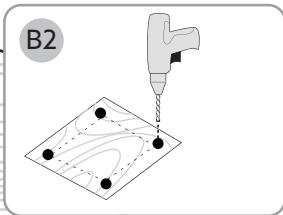
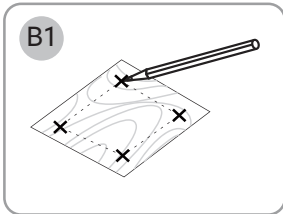
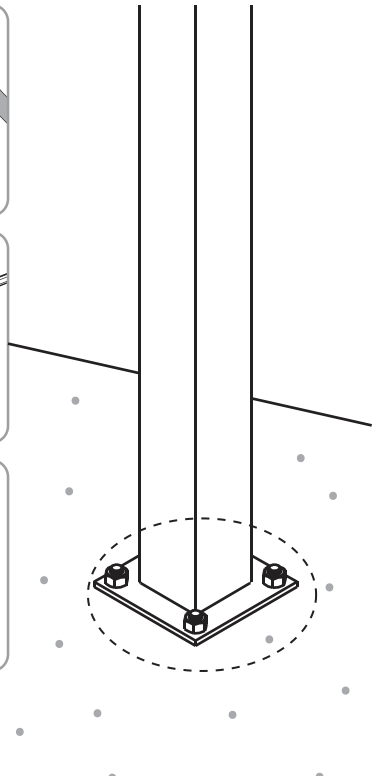
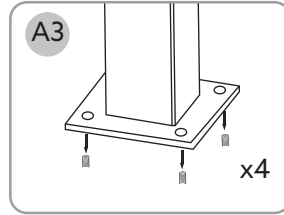
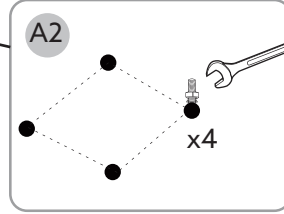
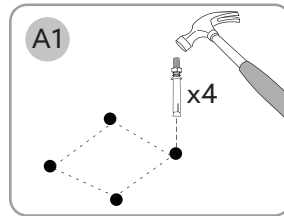



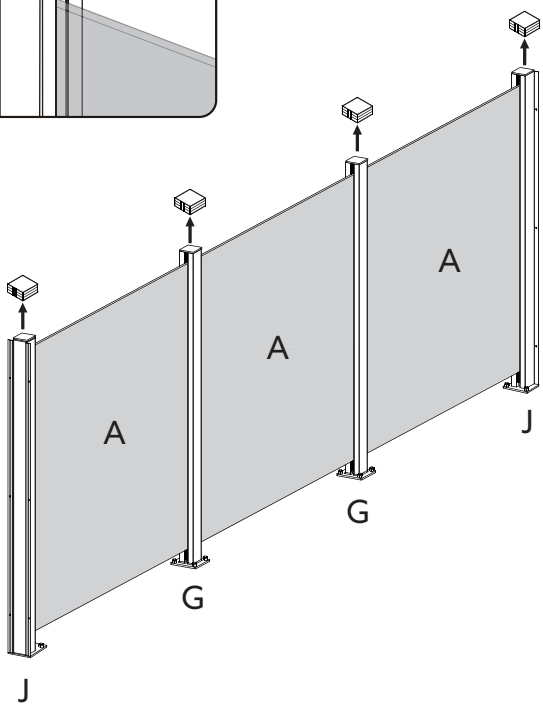
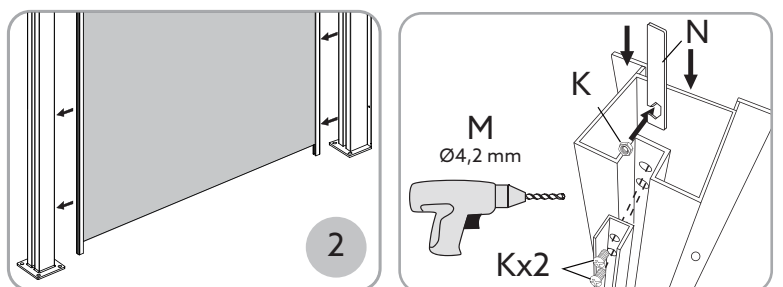
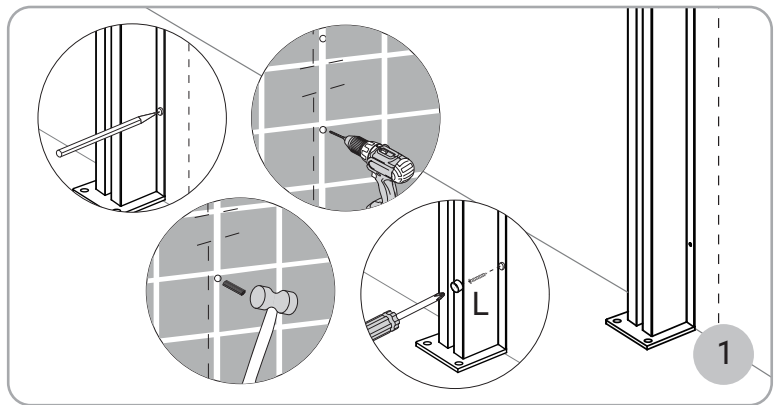
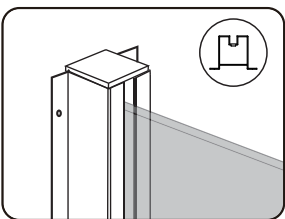
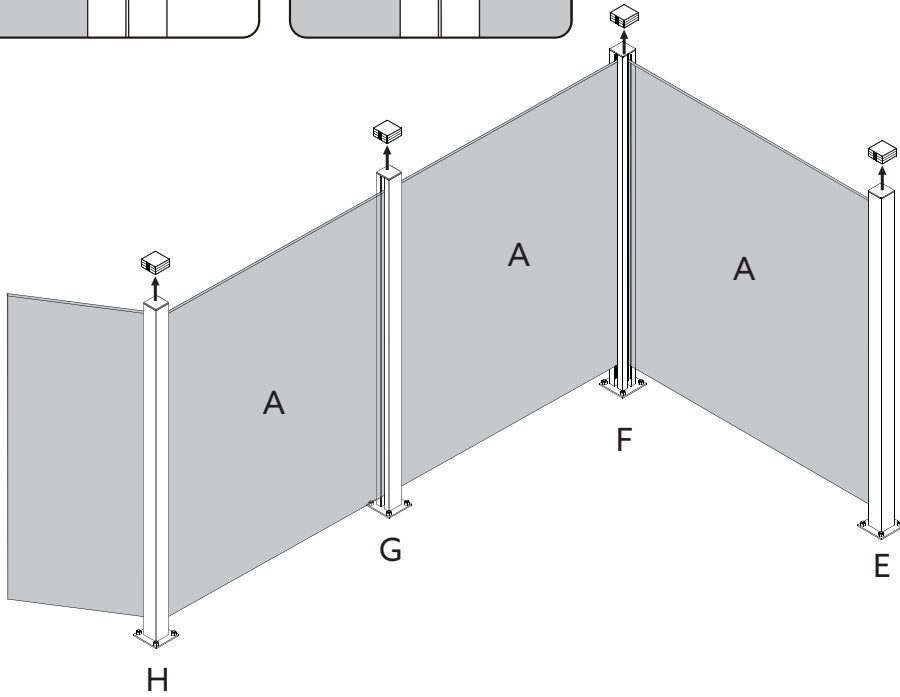
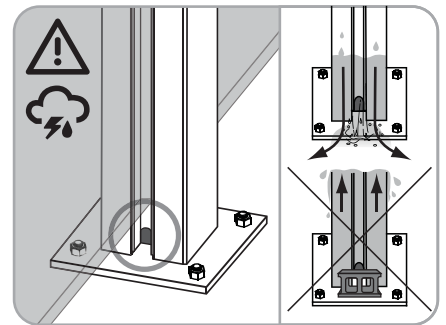
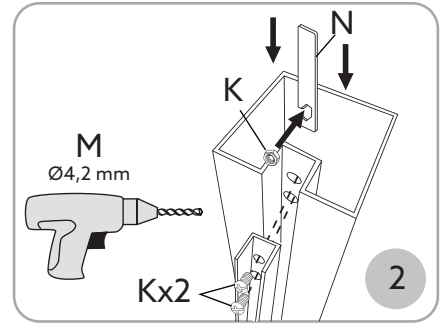
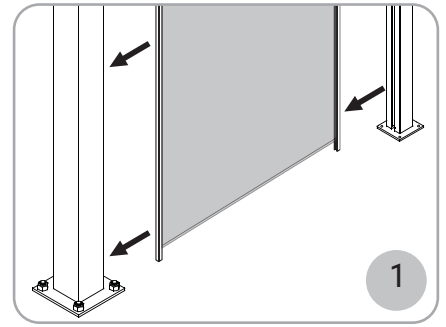
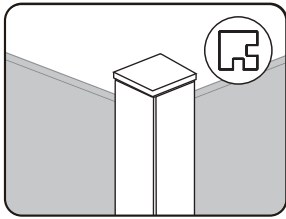
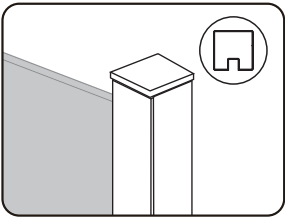

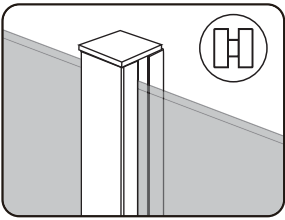
Turvallisuusvaroitus:

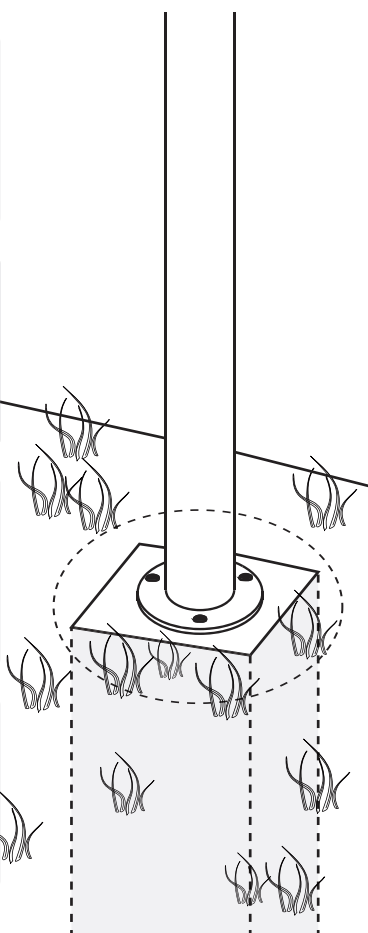
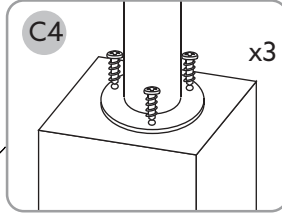
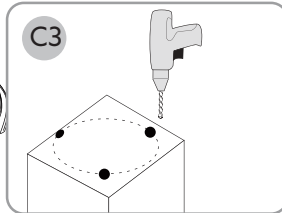
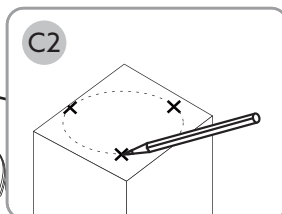
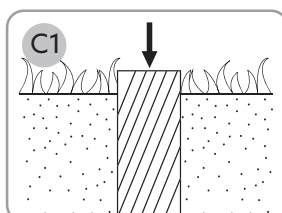
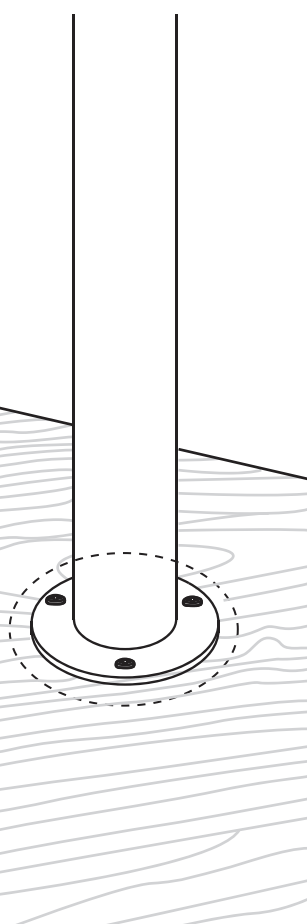
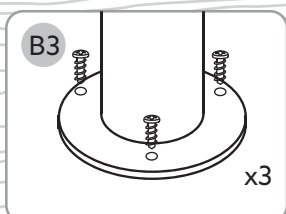
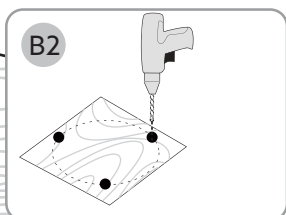
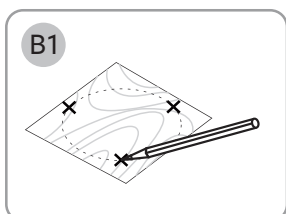
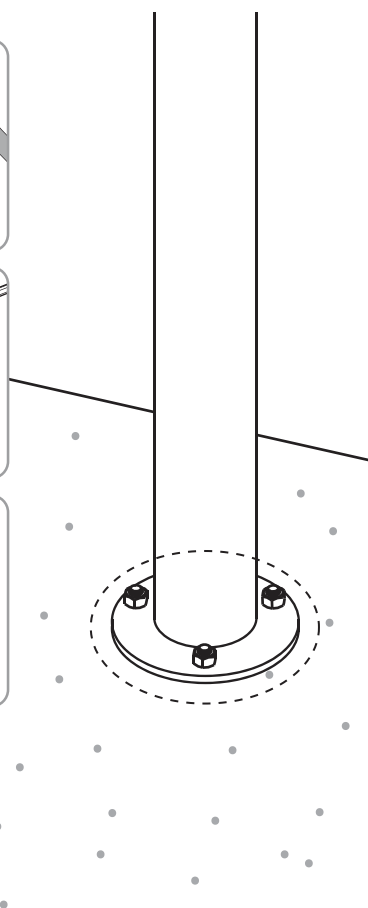
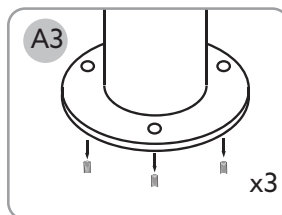
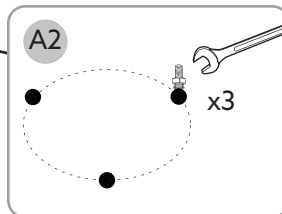
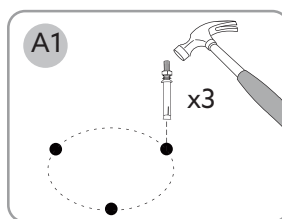
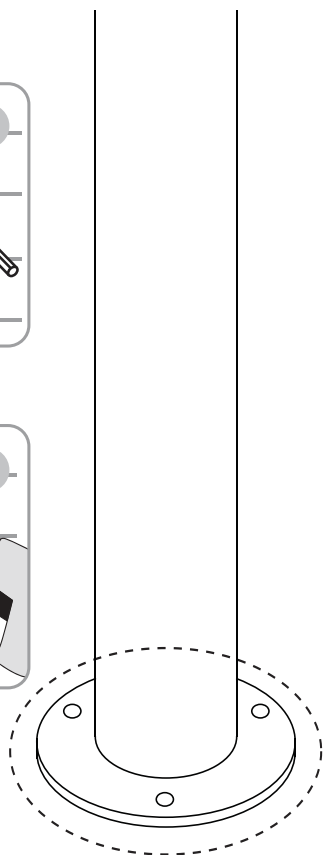
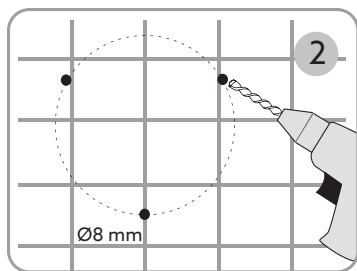
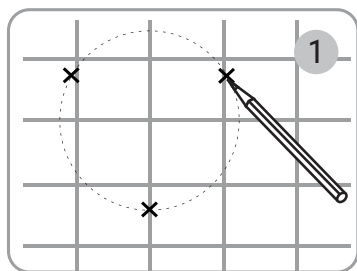
- Lasikaide on tarkoitettu vain ulkokäyttöön.
- Lasikaide on aina kiinnitettävä kunnolla maahan/lattiaan.
- Lasikaide on suunniteltu käytettäväksi maantasolla. Sitä ei saa käyttää, jos maa on epätasainen.

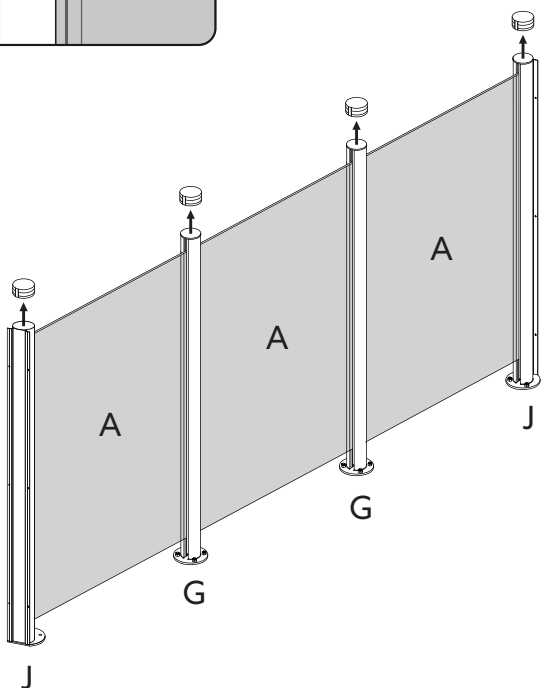
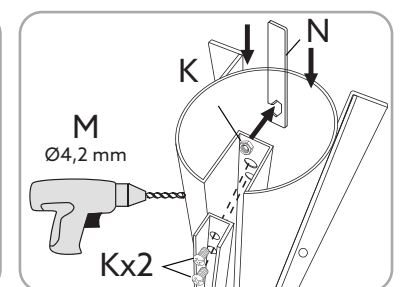
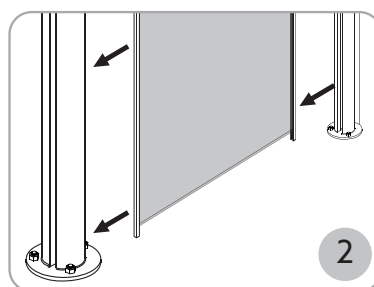
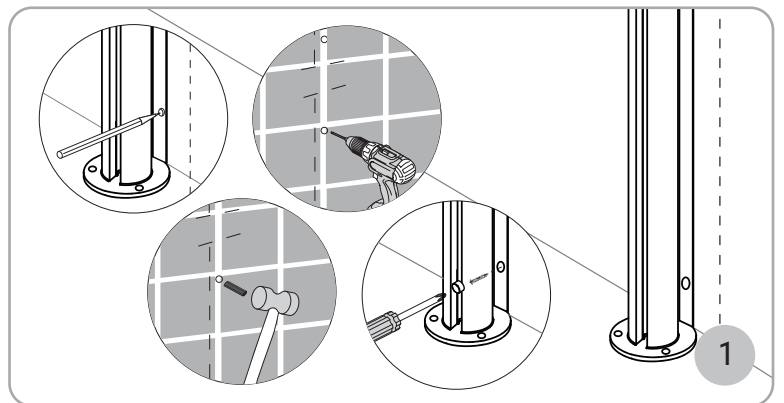

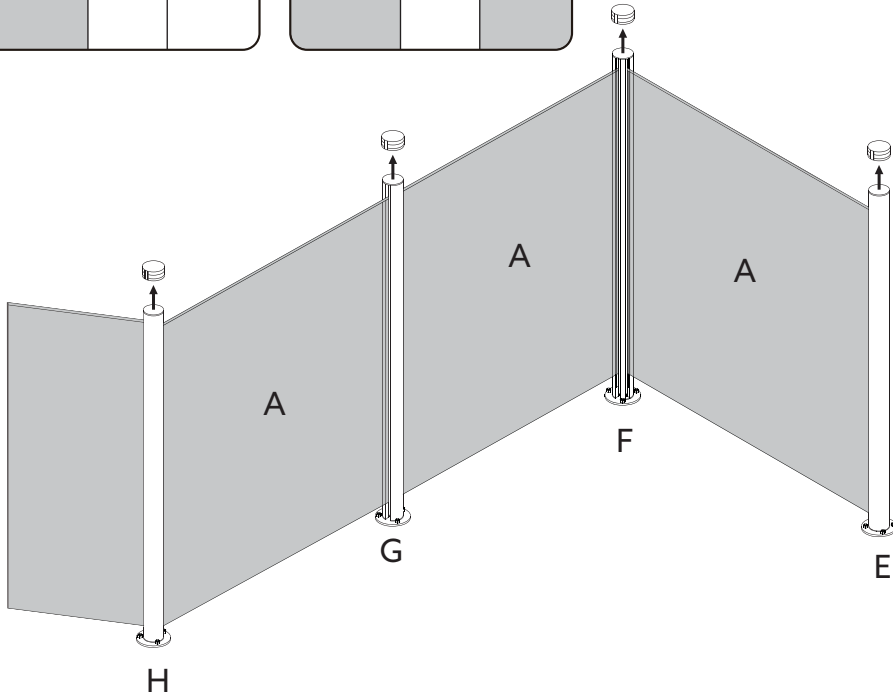
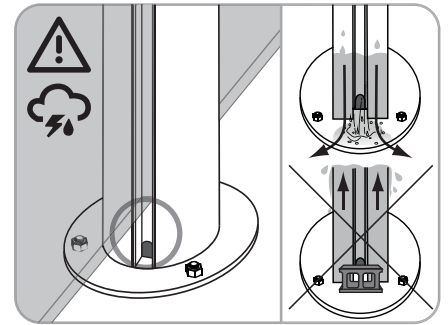
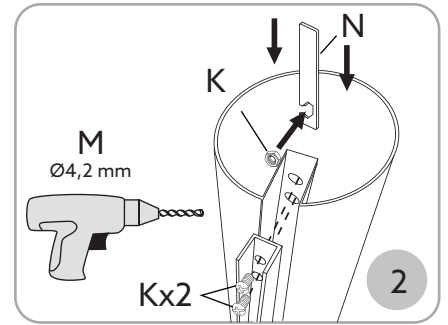
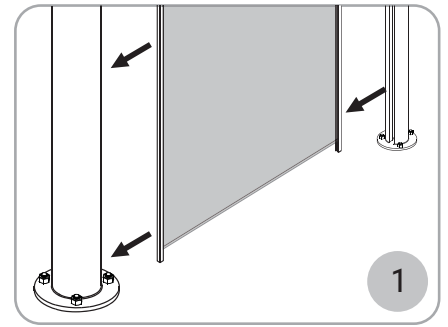
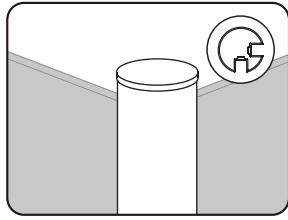
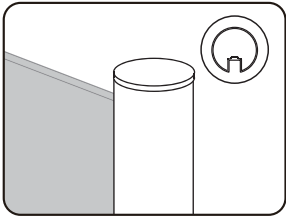

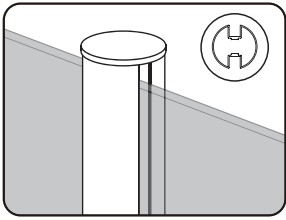


- Kiinnitysruuvit perustuksiin eivät sisälly!









Hoito-ohjeet

Lasi

- Lasi puhdistetaan kuten normaali lasi.
- Käytä tavallista ikkunanpuhdistusainetta, runsaasti vettä ja pehmeää, nukkaamatonta liinaa tai kumilastaa.
- Sprii tai asetoni irrottavat tietyt tahrat. Muiden tahrojen puhdistamiseen voidaan käyttää hellävaraisia puhdistusaineita. Pese puhdistusaine pois spriillä. Pese lasisen jälkeen tavalliseen tapaan.
- Älä käytä kaavinta, metalliesineitä tai teräsvillaa vaikeasti poistettavien tahrojen poistamiseen.
- Metallikerrostumat, jotka voivat näyttää naarmuilta, poistetaan miedolla hapolla, esim. 5-10-prosenttisellä suolahapolla. Koskee vain energialasia.

Teakipäällysteet

- Öljyn päällystys teakissa asennuksen päätyttyä.
- Puhdista lievällä saippualla.
- Öljyä tarvittaessa.

Alumiiniumprofiilit

- Käytä profiilien puhdistamiseen mietoja saippuaa, tiskiainetta tai pelkkää puhdasta vettä.
- Poista lika, joka voi aiheuttaa vaurioita kiskoihin ja pyöriin.
- Mahdollisissa rungon ja profiilien kumilistojen värjäytymisissä, käytä puhdistamiseen liimapesuainetta.

HUOM! Välttääksenne henkilövahinkoja ja lintutörmäyksiä, suosittelemme että. esim. meidän lasikoristeet "petolintu" tai "pääsky" asennetaan kaikkiin lasipintoihin.

